

A Three-Way Partnership for Growth: Abengoa – Algonquin – Atlantica Yield

Gonzalo Urquijo, Executive Chairman

ABENGOA

2nd November 2017

Forward Looking Statements

- This presentation contains forward-looking statements (within the meaning of the U.S. Private Securities Litigation Reform Act of 1995) and information relating to Abengoa that are based on the beliefs of its management as well as assumptions made and information currently available to Abengoa.
- Such statements reflect the current views of Abengoa with respect to future events and are subject to risks, uncertainties and assumptions about Abengoa and its subsidiaries and investments, including, among other things, the development of its business, trends in its operating industry, and future capital expenditures. In light of these risks, uncertainties and assumptions, the events or circumstances referred to in the forward-looking statements may not occur. None of the future projections, expectations, estimates or prospects in this presentation should be taken as forecasts or promises nor should they be taken as implying any indication, assurance or guarantee that the assumptions on which such future projections, expectations, estimates or prospects have been prepared are correct or exhaustive or, in the case of the assumptions, fully stated in the presentation.
- Many factors could cause the actual results, performance or achievements of Abengoa to be materially different from any future results, performance or achievements that may be expressed or implied by such forward-looking statements, including, among others: changes in general economic, political, governmental and business conditions globally and in the countries in which Abengoa does business; changes in interest rates; changes in inflation rates; changes in prices; decreases in government expenditure budgets and reductions in government subsidies; changes to national and international laws and policies that support renewable energy sources; inability to improve competitiveness of Abengoa's renewable energy services and products; decline in public acceptance of renewable energy sources; legal challenges to regulations, subsidies and incentives that support renewable energy sources; extensive governmental regulation in a number of different jurisdictions, including stringent environmental regulation; Abengoa's substantial capital expenditure and research and development requirements; management of exposure to credit, interest rate, exchange rate and commodity price risks; the termination or revocation of Abengoa's operations conducted pursuant to concessions; reliance on third-party contractors and suppliers; acquisitions or investments in joint ventures with third parties; unexpected adjustments and cancellations of Abengoa's backlog of unfilled orders; inability to obtain new sites and expand existing ones; failure to maintain safe work environments; effects of catastrophes, natural disasters, adverse weather conditions, unexpected geological or other physical conditions, or criminal or terrorist acts at one or more of Abengoa's plants; insufficient insurance coverage and increases in insurance cost; loss of senior management and key personnel; unauthorized use of Abengoa's intellectual property and claims of infringement by Abengoa of others intellectual property; Abengoa's substantial indebtedness; Abengoa's ability to generate cash to service its indebtedness; changes in business strategy; and various other factors indicated in the "Risk Factors" section of Abengoa's Equity Prospectus filed with the Comisión Nacional del Mercado de Valores (Spanish stock market regulator, "CNMV") on March 30, 2017. The risk factors and other key factors that Abengoa has indicated in its past and future filings and reports, including those with the CNMV and the U.S. Securities and Exchange Commission, could adversely affect Abengoa's business and financial performance.
- Should one or more of these risks or uncertainties materialize, or should underlying assumptions prove incorrect, actual results may vary materially from those described herein as anticipated, believed, estimated, expected or targeted.
- Abengoa does not intend, and does not assume any obligations, to update these forward-looking statements.
- This presentation includes certain non-IFRS financial measures which have not been subject to a financial audit for any period.
- The information and opinion, contained in this presentation are provided as at the date of this presentation and are subject to verification, completion and change without notice.

Sale of 25% stake in Atlantica Yield to Algonquin

- Price of \$24.25 per share ⁽¹⁾
- Upside of up to additional \$0.60 per share through earn-out structure
- Algonquin retains option to purchase remaining 16.5% ⁽²⁾ stake under the same conditions
- Expected closing in January 2018

+

Abengoa-Algonquin Global Energy Solutions ("AAGES")

- Joint venture for the international development and construction of energy and water infrastructure
- Agreement will foster Abengoa's EPC and O&M businesses

(1) Gross price paid by Algonquin. Net proceeds are subject to certain deductions.

(2) Subject to approval of the United States Department of Energy.

Pricing	<ul style="list-style-type: none">▪ Upfront cash payment of \$24.25⁽¹⁾ per share, total proceeds of \$607 million, plus earn-out structure<ul style="list-style-type: none">– Purchase price represents a premium of 20.3% and 20.2% over Atlantica Yield's 1-month VWAP and 12-month VWAP respectively an implied 10.0x EV/EBITDA 2017E ⁽²⁾▪ Earn-out Structure – potential for additional proceeds of \$15 million<ul style="list-style-type: none">▪ Abengoa to benefit from 30% of the first \$2.00 share price revaluation (up to \$0.60 per share)▪ Triggered on the first anniversary post-closing
Timing	<ul style="list-style-type: none">▪ Completion expected in January 2018<ul style="list-style-type: none">– Subject to regulatory approvals– Approval of Abengoa's creditors required
Considerations for Algonquin	<ul style="list-style-type: none">▪ Option to purchase the remaining 16.5% ⁽³⁾ under the same conditions that expires 60 days after closing▪ Right of First Refusal on the sale to a third-party to be exercised within Q1 2018

(1) Gross price paid by Algonquin. Net proceeds are subject to certain deductions.

(2) Based on the mid-point of Atlantica Yield's guidance.

(3) Subject to approval of the United States Department of Energy.

- **Total consideration of approximately \$607 million** for the sale of a 25% stake:
 - ~25 million shares at \$24.25⁽¹⁾ per share

- **Part of sales proceeds will cover the satisfaction of certain conditions precedent as well as transaction costs**
 - **After these deductions, the remaining ca.\$515 million will be dedicated to NM1 ABY Tranche debt repayment**

- **New Money 1A ABY Tranche is reduced to a notional amount of approximately \$220 million ⁽²⁾**

- **Additional potential debt reduction:**
 - **Subsequent sale of the remaining 16.5%⁽³⁾ in Atlantica Yield**
 - **\$15 million from the earn-out structure**

(1) Gross price paid by Algonquin. Net proceeds are subject to certain deductions.

(2) Based on estimated outstanding NM1 ABY Tranche debt as of 31 December 2017. This figure is subject to change depending on the effective closing date of the transaction.

(3) Subject to approval of the United States Department of Energy.

Strategic Alliance with Algonquin

Win-win-win transaction for the partners as it complements and strengthens their competitive position and facilitates achievement of their strategic targets



ALGONQUIN
Power & Utilities Corp.

- Achieves strategic access to broader international development pipeline
- Stable agreement with an experienced EPC and O&M partner
- Access to a high quality, stable source of dividends, underpinning investment grade profile

ABENGOA

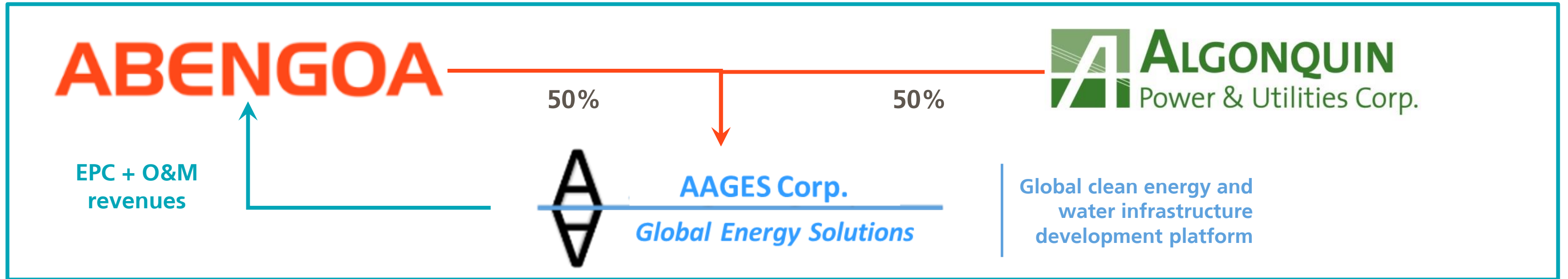
- Reinforces strategic objective to become a pure EPC and O&M provider
- Algonquin to be the equity investor for additional AAGES business opportunities
- Maximisation of proceeds on sale of Atlantica Yield



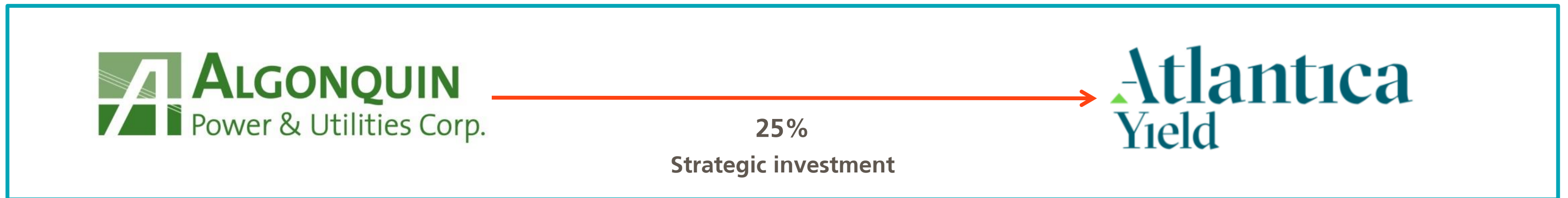
Atlantica
Yield

- Improved growth profile:
 - Acceleration of project drop-down
 - New ROFO agreements
- Algonquin to act as sponsor contributing to future growth and capital

AAGES Joint Venture



Atlantica Yield Investment



(1) Abengoa with AAGES , AAGES with Atlantica Yield and Algonquin with Atlantica Yield.

Algonquin is the right partner for Abengoa

Abengoa and Algonquin have complementary strengths and aligned objectives



ABENGOA



Global reach in project development and execution

Desire to expand its international footprint

Limited capital resources for project investment

Significant financial firepower

Project construction and operation

Strategic equity partner

Business Focus

- AAGES will be **an independent company**, with its own employees, dedicated to the **development of projects**:
 - Existing Abengoa projects (A3T and San Antonio Water, among others)
 - New greenfield projects
- Abengoa to grant a ROFO to AAGES covering **A3T cogeneration plant prior to CoD**
- AAGES to sign **new ROFO agreement with Atlantica Yield**

Economics

- **Algonquin**, through AAGES, **will fund construction of new projects**
 - **No additional liabilities will arise to Abengoa**
- **Abengoa to act as exclusive EPC and O&M services provider of AAGES** and has the option to fund additional equity at its own discretion
 - Will also have the opportunity **to act as EPC provider for Algonquin projects**
- Commitment from both partners to fund AAGES's general expenses

Governance

- AAGES common equity: 50 / 50 Abengoa and Algonquin
- Voting rights shared 50/50 between Abengoa and Algonquin
- Board of Directors with 4 members: Abengoa (2) and Algonquin (2)
- CEO appointed by Abengoa and CFO appointed by Algonquin

Required approvals

US Department of Energy (effective consent)	
	(subject to certain conditions)
Federal Energy Regulatory Commission	Pending
Abengoa's creditors	Pending

Next Steps:

- All parties coordinating efforts to **implement new corporate structure and obtain necessary approvals**

1

Maximizes proceeds on the sale of 25% stake in Atlantica Yield

- Captures a **premium to the current share price**, with total proceeds of \$607 million
- Possibility to sell the remaining 16.5% interest in Atlantica Yield under the same conditions⁽¹⁾
- Potential additional \$15 million through earn-out structure

2

Restructuring agreement milestone that contributes to decrease financial risk

- **Repayment of ca.\$515 million in New Money facilities**
- Significant **reduction of financial cost** and additional step towards a normalised capital structure

3

Creation of AAGES reinforces Abengoa's core business strategy

- Abengoa will have **exclusive rights as EPC and O&M services provider for all projects developed by AAGES**
- Abengoa will have the **opportunity participate in projects developed by Algonquin**

4

Improved prospects for monetisation of the remaining Atlantica Yield stake

- **Improved growth prospects for Atlantica Yield** through the acceleration of existing ROFO with Abengoa and the new ROFO agreements to be signed with AAGES and Algonquin
- Algonquin becomes a long-term shareholder fully aligned with minority shareholders



All parties working towards closing the transaction in January 2018

(1) Subject to approval of the United States Department of Energy.



> Appendix

Renewable Energy Portfolio



- 1.5 GW high quality renewable power and clean energy portfolio **of water, wind, solar, and natural gas**
- **88% under long term PPAs**
- **16 years average PPA length**
- **70% U.S. / 30% Canada**
- **Diverse fleet by sector and geography provides stable production profile**

Regulated Utility Portfolio



- North American generation, transmission and distribution utility serving over 750,000 customers
- **Diversified state regulation**
- **100% U.S. (in 12 U.S. states)**
- **Diverse portfolio of natural gas, electricity and water distribution utility systems**
- **Stable, predictable earnings and strong cash flow**



- ✓ Listed in Toronto and NYSE
- ✓ Investment-grade capital structure
- ✓ Strong access to capital
- ✓ Excellent track record of growth
- ✓ Committed to being a North American leader in the generation of clean energy through its portfolio of long term contracted assets
- ✓ Management with over 25 years of experience in power generation development and utility expertise

Atlantica owns and manages a diversified portfolio of 21 contracted and regulated assets in the renewable energy and infrastructure sectors

Overview

Objectives are Well Aligned with Algonquin Strategy

- Focus on delivering total returns to investors consisting of share price appreciation and dividends
- Atlantica has built its portfolio with a focus on stable, diverse, long-term cash flow generating assets

Key Features

Strength and Quality of Cash Flows

- Revenues 100% contracted for full output⁽¹⁾
- Over 95% is generated from investment grade off-takers
- Over 90% is denominated or hedged in USD⁽²⁾

Strength of Financing Structure

- 100% of assets have long-term non-recourse project financing which amortizes prior to end of contract life
- ~90% of project debt has fixed or hedged interest rates

Strength of Assets


- Peer-leading weighted avg. contract life of 21 years⁽³⁾
- Benefits of diversity by both geography and modality

(1) Regulated in the case of Spain.

(2) Based on run-rate CAFD estimations and assumes no acquisitions; includes effect of currency swap agreement.

(3) Weighted average years remaining as of December 31, 2016.

Key Figures



1,442_{MW}
of renewable generation
(83% MW Solar)



300_{MW}
of conventional power generation




1,099_{Miles}
of electric transmission lines



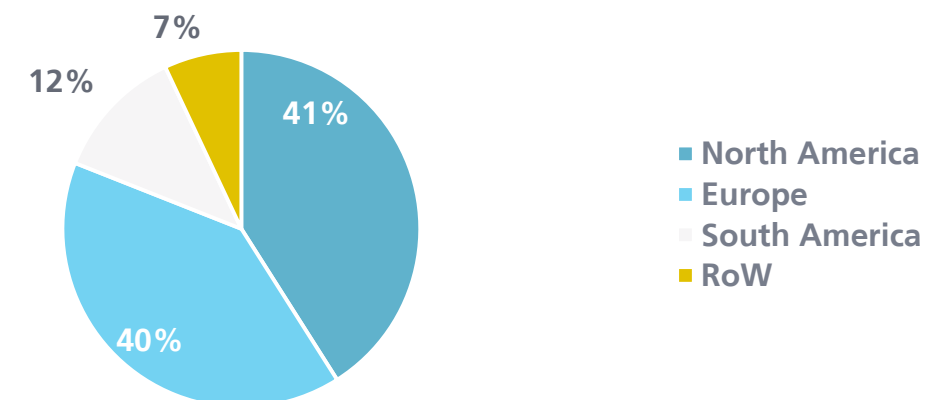
10.5_{Mft³ / day}
of water capacity

Diverse Portfolio⁽²⁾















By Modality



By Geography



Acceleration of project drop-down to Atlantica Yield will drive growth in the medium term

Asset	Sector	Geography	Stake
A3T	 Cogeneration	 Mexico	100%
San Antonio Water	 Water Transportation	 US	20%
Atacama	 Solar	 Chile	Owned by EIG
Xina	 Solar	 South Africa	40-51%
Khi	 Solar	 South Africa	51%
Tenés	 Water Desalination	 Algeria	51%
SPP1	 Solar	 Algeria	51%

A Three-Way Partnership for Growth: Abengoa – Algonquin – Atlantica Yield